

RAMJAS INTERNATIONAL SCHOOL R. K. PURAM NEW DELHI

SUMMER VACATION HOMEWORK 2026

Dear Students

Summer holidays are a time for fun, relaxation, and exploring new hobbies, providing a well-deserved break from the daily routine. This year's holiday homework is designed to be engaging and creative, encouraging students to learn through hands-on activities, projects, and reading while connecting with family.

Key Guidelines for Students (Classes 6-8):

- **Purpose:** The focus is on fostering creativity, independence, and applying classroom knowledge to real-life situations.
- **Activities:** Engage in reading, skill development (music, cooking, art), and physical activity.
- **Projects:** Focus on creative projects, such as building models or creating scrapbooks, using environment friendly materials.
- **Submission:** Complete all work in a separate notebook or on sheets as per the instructions from various subject teachers and submit it upon school reopening on or before the submission deadlines.
- **Safety:** Stay active but prioritize safety, especially during outdoor activities and with parental supervision.

Enjoy your holidays, stay curious, and make this a fun learning experience.

SUMMER HOLIDAY HOMEWORK

English

Class: VIII (2026–2027)

General Instructions

- All work must be done neatly in a dedicated project file/folder — labelled with your name, class, section, and roll number. (Avoid Plastic folders)
- Handwritten tasks must be completed in blue or black ink. Pencil may be used only for illustrations and diagrams.
- All assignments must be original.
- The homework will be assessed for Content, Language, Creativity, Neatness, and Presentation.
- Tasks marked as ‘handwritten’ must NOT be typed or printed.
- Late submissions will not be accepted without a valid reason supported by a parent’s note.

A. Reflective Writing Journal Overview

We all have an inner voice that guides our thoughts, feelings, and decisions. In this assignment, you will explore your own thoughts and emotions by reflecting on real-life experiences where your inner voice played an important role.

What You Need to Do

- Write **5 journal entries** based on the prompts given below:

A time when my inner voice helped me make the right decision
A moment when I ignored my inner voice — what happened?

When I feel stressed or confused, what does my inner voice tell me? My inner voice vs peer pressure

How I can make my inner voice more positive and strong

- Each entry must be 80–100 words

Format & Presentation

- Use a ruled notebook or A4 sheets — clearly divided into 5 entries
- Each entry must have a title and date
- Maintain neat paragraphs with proper spacing
- You may add a small drawing or symbol representing your thoughts

Tips:

- Be honest — this is about your real thoughts and feelings
- Use simple and clear language
- Focus on emotions and personal experiences

B Creative Expression — Poster Making Overview

Art is a powerful way to express thoughts and emotions. In this task, you will create a poster that represents the idea of “The Voice Within”.

What You Need to Do

- Create a poster on an A3 sheet
- Your poster must include:

A central illustration (mind, heart, thoughts, emotions, etc.)

A slogan related to the theme

(e.g., “Listen to your inner voice — it knows the way”) 2–3 short lines supporting your message

Format & Presentation

- Use colours creatively
- The message must be clear and meaningful
- Avoid overcrowding — keep the layout neat and balanced

Key Rules

The poster must be hand-drawn and hand-written The slogan must be original. The overall presentation must be neat and visually appealing.

C. Creative Writing — “I Am the Fog” (Inspired by the poem *Fog*)

Overview

Poetry allows us to experience the world through imagination. In this task, you will step into the role of the fog and describe its quiet and mysterious journey.

What You Need to Do

Imagine you are the fog. Write a short descriptive paragraph (120–150 words) beginning with:

“I come quietly...”

Describe your journey as you move through a city or village. Focus on what you see, how you move, and how your presence affects the surroundings.

- | | | | | | | |
|-----|----------------------------|---------|---------|-------|--------|----------------|
| You | | | may | | | include: |
| • | How | you | arrive | and | | settle |
| • | What | you | cover, | hide, | or | reveal |
| • | How | people, | places, | and | nature | respond to you |
| • | How and when you disappear | | | | | |

Format & Presentation

- The paragraph must be handwritten
- Give a suitable and creative title
- Maintain proper paragraphing and neatness
- Use descriptive and imaginative language

Tip: Write in the first person and make your description vivid and expressive so that the reader can clearly imagine the scene.

D. School Magazine — SANCHITA

Theme: Mind and Heart

“Building Intelligence with Empathy”

Sub-Theme: Emotional Intelligence & Well-Being

This year's edition of SANCHITA invites students to reflect on their inner thoughts and emotions. You will contribute one piece of writing based on the theme "The Voice Within".

Topic

- The Voice Within Choose ONE format:

Category 1 — Creative Writing

- A poem (10–12 lines) OR a short paragraph (100–120 words)

Category 2 — Article

- "Why Listening to Your Inner Voice is Important" (120–150 words)

Creative Expression (Optional but encouraged):

You may add a drawing, painting, sketch, or doodle to support your written piece.

A Note from the Editorial Team

SANCHITA is a space where your thoughts matter. This year, we encourage you to listen to your inner voice and express it honestly. Your words may inspire others to understand themselves better. Write with confidence. Write with honesty. Write from the heart.

हिंदी ग्रीष्मावकाश कार्य
(2026-27)
कक्षा - 8

1.परियोजना कार्य

निर्देश- 1.कार्य साफ-सुथरी लिखावट में A4 शीट/प्रोजेक्ट फाइल में करें।
2.उपयुक्त चित्र, चार्ट और रंगों का प्रयोग करें।

विषय – ग्लोबल वार्मिंग :कारण, प्रभाव और समाधान
(धरती को हम स्वर्ग बनाएं कविता पर आधारित)

*पाठ्य पुस्तक 'नवांकुर' में दी गई कविता को पढ़ें और निम्न प्रश्नों को करें -

क.एक आकर्षक कवर पेज बनाएं।

ख.भूमिका

*ग्लोबल वार्मिंग क्या है?

*यह समस्या क्यों महत्वपूर्ण है?

ग.ग्लोबल वार्मिंग का कारण

घ.ग्लोबल वार्मिंग का प्रभाव

ड. ग्लोबल वार्मिंग का समाधान

च. मेरी भूमिका - मैं पर्यावरण की रक्षा के लिए क्या कर सकता/सकती हूँ?

छ. सर्वे करें - 5 -10 लोगों से प्रश्न पूछें कि वे ग्लोबल वार्मिंग को रोकने के लिए क्या करते हैं ? और इस आधार पर अपनी एक रिपोर्ट लिखें।

2.पठन कार्य - Reading Log बनाएं-

निर्देश -*प्रारूप (Format) आप इसे कॉपी / A4 शीट /प्रोजेक्ट फाइल में बना सकते हैं।

* हर दिन या हर कहानी/अध्याय को पढ़ने के बाद एक एंट्री लिखें।

2. 'गीता सार' और 'पिटारा' में संकलित कहानियों को पढ़ें और Reading Log टेबल बनाएं -

- दिनांक -
- पुस्तक का नाम -
- पढ़े गए पृष्ठ (pg no.) -
- समय (मिनट)
- सारांश (2-3 पंक्तियाँ)
- नए शब्द और उसका अर्थ
- मेरी प्रतिक्रिया (हर कहानी / अध्याय से)
मुझे अच्छा लगा-
प्रिय पात्र -
कोई सीख -

ग्रीष्मावकाश गृहकार्य (2026-27)

विषय - संस्कृत
कक्षा - अष्टमी

पठित पाठों का अनुवाद सहित स्मरण करें।
दिव्यम् भाग ३

प्रार्थना

- स्वास्थ्यैव धनम्
- गीतायाः महात्म्यम्

व्याकरण पुनरावृत्ति कार्य

शब्द रूप

- धेनु , देव , फल

सर्वनाम शब्दरूप

- तत् के तीनों लिंग में
- अस्मद् युष्मद्

धातुरूप

- स्मृ , वद् , गम् , पठ् , खाद् एवं कृ के पांचों लकारों में A4 साइज के पृष्ठ को सजाते हुए लिखें एवं स्मरण करें ।

संख्या १ से २० तक

- ग्रीष्मावकाश गृहकार्य कॉपी में लिखें।

समय

- अपनी ग्रीष्मावकाश गृहकार्य के कॉपी में घटिका निर्माण करने के बाद समय निर्दिष्ट कीजिए।

विलोम शब्द

- संपत्ति से सत्यम् तक पृष्ठ संख्या 133

पर्यायवाची

- कमलम् से सूर्यतक पृष्ठ संख्या 133
- नयन से सेवक तक पृष्ठ संख्या १२४

उपर्युक्त कार्यों को भी ग्रीष्मावकाश गृहकार्य कॉपी में लिखें एवं स्मरण कीजिए ।

प्रोजेक्ट कार्य पृष्ठ संख्या 160

दैनंदिनी शब्दावली में से किन्हीं पांच शब्दों के A4 सीट पर चित्र बनाकर और रंग भर कर हिंदी , संस्कृत एवं सिक्किम में बोली जाने वाली भाषा में भी नाम लिखिए। इस कार्य के 5 में से अंक दिए जाएंगे। इन शब्दों को अर्थ सहित स्मरण भी कीजिए कक्षा में सुने जाएंगे।

विशेष - उपर्युक्त सभी कार्य UT 1 में दिया जा सकता है अतः ध्यान से लिखते हुए स्मरण करें।

HOLIDAY HOMEWORK (MATHEMATICS)

CLASS -8 (2027-28)

1) Complete the worksheets for chapters Power Play and A story of Numbers from the worksheet booklet.

2) Complete the Exercise 3 & 4 from the Junior Thinkers.

3). Write the shloka from HANUMAN CHALISA which tells the calculation of distance between Earth and Sun and show the calculations also .

4). Do the activities on A4 size sheets .

- Alicia and Razi have rods of four different colors.

The blue rods have a length of $x+1$.

The red rods have a length of $x+2$

The green rods have a length $2x+1$

The yellow rods have a length of $3x$



A. Show that

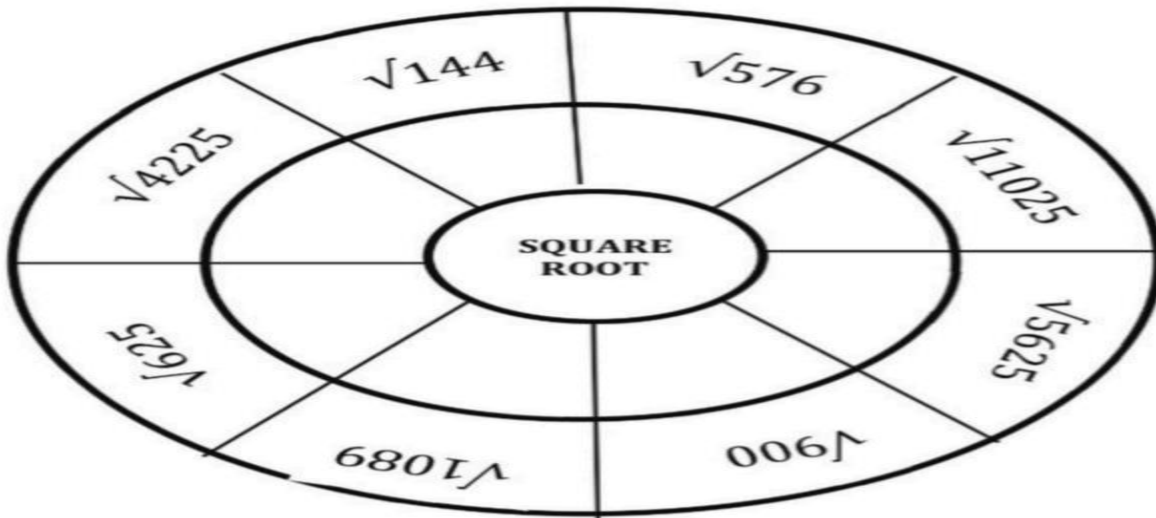
- The total length of 2 red rods and 2 yellow rods is the same as 4 green rods .
- The total length of 3 red rods and 3 yellow rods is the same as 6 green rods
- The total length of 4 red rods and 4 yellow rods is same as 8 green rods .

B. What do your answer to part A tell you about the connection between the number of red and yellow rods and the number of green rods ?

C. Show that

- The total length of 6 red rods and 2 yellow rods is the same as 12 blue rods .
- The total length of 9 rods and 3 yellow rods is the same as 18 blue rods .
- The total length of 12 red rods and 4 yellow rods is the same as 24 blue rods .
- What do your answers to part C tell you about the connection between the number of red and yellow rods and the number of blue rods .

5.) Complete the following Puzzle



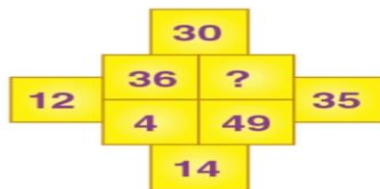
4) Find the missing values .

a)

4	6
24	576

3	5
15	?

b)



5) A magic square is a square with numbers arranged so that the sum of the numbers in each row ,column and diagonal is the same .

Complete magic square below .Use the numbers -4,-3,-2,-1 ,0,1,2,3, 4 and 5 to make a magic square with row ,column and diagonal sums 9 .

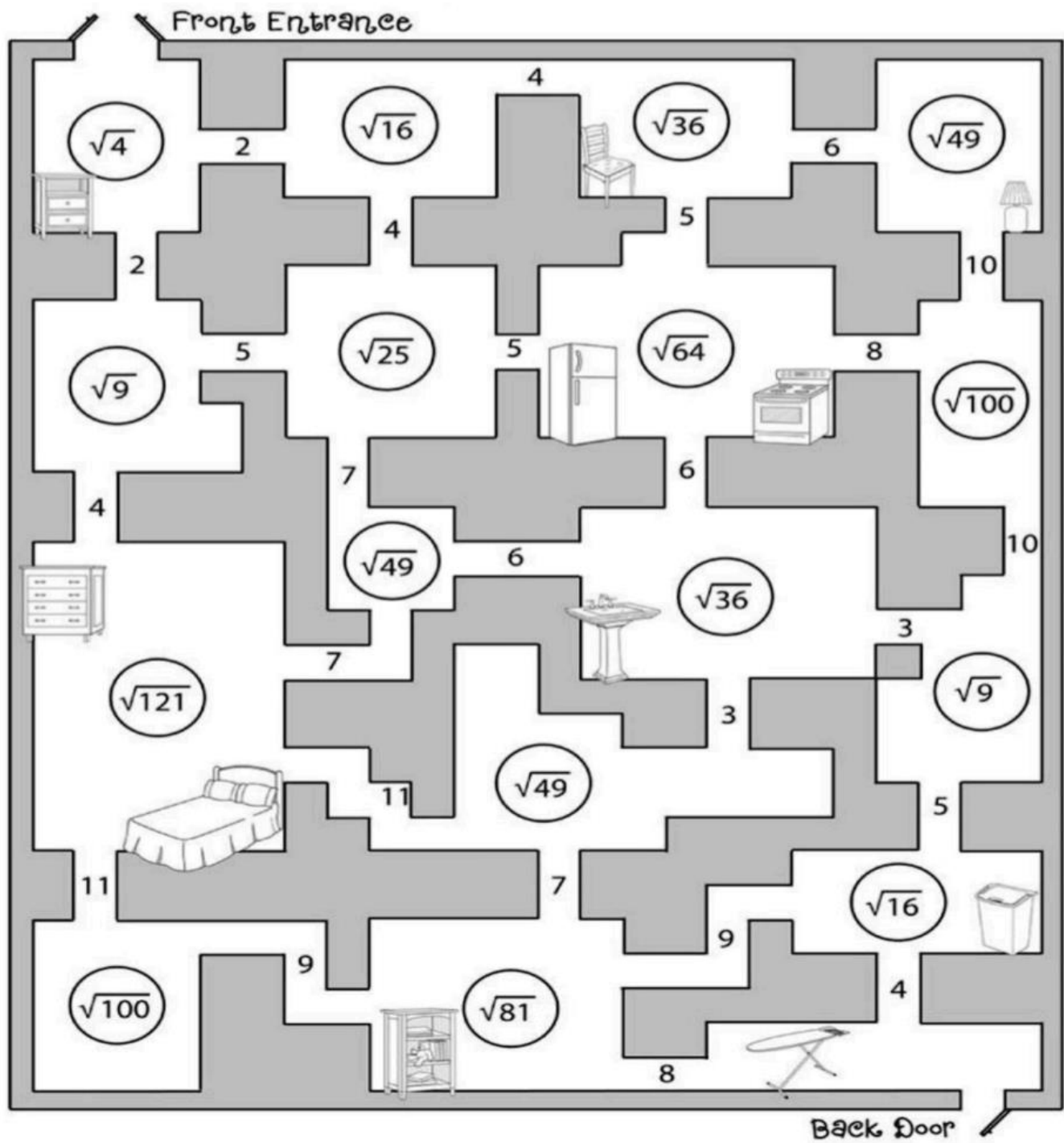
2^2		$\sqrt{36}$
	$2^2 - 1$	$2^2 - \sqrt{9}$
	$(5^2 - 4^2) - 2$	

6) Memorise square numbers from 2 -30 & cubes from 2-20 numbers .

BRAIN TEASERS

- i) The area of square field is $1\frac{1725}{2500}$ square metres .Find the length of diagonal and perimeter .
- ii) Find the least number added to the largest number of five digit to make it a perfect square .
- iii) Find the value . $\sqrt{54 - \sqrt{21 + \sqrt{18 - \sqrt{4}}}} + \sqrt{\frac{0.144}{2.5}} \times \sqrt{\frac{25}{0.36} \times \frac{2.89}{0.04}}$
- iv) Find the value of 999^2 using identity .
- v) If one member of Pythagorean triplet is 24 then find all possible members of Pythagorean triplet .
- vi) A cuboidal tank holds 125000 litres of water .How many litres of water will it hold if its dimensions are doubled .
- vii) If $9^x + 9^x + 9^x = \frac{1}{243}$ then find the value of $2x+3$
- viii) Find the least number that should be added to 2714 to get a perfect cube .
- ix) Simplify : $\sqrt[3]{32768} + \sqrt[3]{91125} + \sqrt[3]{456533}$
- x) Two cubes have volume in the ratio 1:8 .If volume of the smaller cube is 125 cubic cm ,then find side of the other cube .
- xi) Find the side of cubical box whose volume is 474.552 cubic decimetres .
- xii) Evaluate : $\sqrt[3]{15624 + \sqrt{0.8 + \sqrt[3]{0.008}}}$
- xiii) Find x , if $7^{2x-1} = 343$
- xiv) Express the following in standard form : 0.0000000000000265
- xv) If $729^{\frac{2}{5}} \times (4125)^{\frac{3}{5}} \times 605^{\frac{1}{5}} = 3^a + 5^b + 11^c$ then find the value of $a+b+c$

7) SQUARE ROOT MAZE :- Move from room to room by solving the square root problems and following the answers .Some correct answers may lead to dead ends !



8) Create an artistic Rangoli pattern using only Geometrical Shapes and Mathematical Symbols. Colour the pattern neatly. No printouts please.

CLASS 8


SCIENCE


Dear Students,


Your Science holiday homework for this summer is designed to encourage you to **observe, explore, and think scientifically about the world around you**. These activities will help you connect classroom learning with real-life situations through hands-on experiences and creative expression. By completing them, you will strengthen your understanding of concepts, develop curiosity, and enhance your investigative skills.

✨ “*The important thing is to never stop questioning.*” – Albert Einstein

Important Instructions (Green Policy):

 In line with the school’s eco-friendly policy, students are encouraged to use **biodegradable and sustainable materials** while preparing their holiday homework.


 **Say NO to plastic files, folders, and thermocol** – homework submitted in such materials will not be accepted.


 To promote environmental responsibility, **extra credit will be awarded** for innovative use of eco-friendly and recyclable resources.


General Instructions:

 Homework must be **neatly handwritten**. Printed content will not be accepted.

 Include **diagrams, illustrations, photographs, and creative artwork** wherever possible.

 You may refer to **textbooks, internet, magazines, and newspapers** for research.

 Students must ensure that the work is done **independently**.

 Begin each task on a **new page** with proper headings and neat presentation.

 Regular revision of all chapters covered so far is highly recommended.

Assessment Rubrics (Total: 5 Marks)

- **Presentation** – 1 mark
- **Creativity** – 1 mark
- **Content/Explanation** – 2 marks
- **Timely Submission** – 1 mark

 *Let’s work together to protect our planet while making learning meaningful and fun!*



ACTIVITY 1: Carbon Footprint Calculator & Action Project

Students will use the lifestyle calculator by the United Nation Environment Programme (<https://www.un.org/en/actnow/facts-and-figures>) to calculate their family's annual carbon footprint. They must record their total footprint (in tons of CO₂ per year), identify the highest contributing category, and compare it with the global average (4–5 tons per person per year), noting key observations.

Based on their findings, students will create an **action plan** suggesting at least five realistic ways to reduce their carbon footprint, with brief explanations.

Finally, students will present their ideas through a **creative format**—poster, comic strip, or doodle—highlighting the problem, solutions, and a message promoting sustainable living.



ACTIVITY 2: Myth Vs Science

Students will explore **common myths related to body science** (such as “do not touch pickles during menstruation” or “veins are blue”) and investigate the **scientific facts behind these beliefs**. They will first identify and list a few (at least 10) such myths, then research and clearly explain the correct scientific reasoning that contradicts or clarifies them. Students should highlight the difference between myth and fact using simple explanations and, wherever possible, support their ideas with examples.

Finally, they will present their understanding in a **creative and innovative format**, such as placards, posters, comic strips, or doodle artwork, effectively communicating the myth, the scientific truth, and a message that promotes scientific awareness.

★ **REVISE CHAPTERS DONE IN SCHOOL AND PREPARE FOR UNIT TEST.**

Class VIII June Holiday homework Social Science

1. Part-A Resources and Power

- Activity A1: Map Work: On an outline map of India, mark the major Solar Power Plants (e.g., Bhadla, Rewa) and Hydroelectric Projects (e.g., Bhakra Nangal).
- Activity A2: Case Study: Research the "International Solar Alliance" (ISA). Why is India leading this initiative?
- Activity A3: Critical Thinking: Identify 3 ways ancient Indians used natural elements (wind/sun/water) for daily tasks without modern electricity. Draw or illustrate the same.
- Skills: Mapping, geopolitical awareness, and historical inquiry.

2. Part-B Art Integration: The Green Gallery

Activity B.1 – If Heritage Could Speak...

Pick any heritage monument or art form and imagine it could talk.

Write a short monologue (about 8–10 lines) in the first person.

For example: "I am the Red Fort, I have seen many rulers come and go..."

Let your imagination flow—what would it say about its past and present?

Also, make a drawing to match your idea.

Skills developed: imagination, empathy, and expression

OR

Activity B.2 – Map Your Heritage (On A4 Sheet)

Draw a map of the world or India.

Mark 5–7 heritage sites on it (like Qutub Minar, Great Wall of China, etc.).

Write 1–2 lines about each place.

You can use different colours or symbols to show types like monuments, natural sites, or cultural heritage.

3. Part C: Animal and bird feeding activity

"Every action is important and every deed is vital..."

"Birds and Animals need our help way more in the summer months than at any other time during the year". So, let's join hands and save them.

All students must provide water to birds and stray dogs on terraces and streets (or wherever Possible, click photo of SEWA done).

Also, reach out to their help howsoever possible through food, shelter etc.

4. Revise for UT1

Note: Your work will be assessed on the basis of handwriting, presentation, neatness and timely submission.

Wishing all the students, Happy Holidays!

Holidays Homework

Class VIII

Python Holiday Challenge: "The Loop Master"

Task 1: The Multiplication Table Generator (The `for` Loop)

Write a Python program that asks the user for a number and then prints the multiplication table for that number from 1 to 10.

- **Bonus Challenge:** Use a second `for` loop to print tables from 1 to 5 automatically.

Task 2: The "Guess the Number" Game (The `while` Loop)

Create a game where the computer has a "secret number" (e.g., 7).

- The program should keep asking the user to guess the number **while** the guess is incorrect.
- If the user guesses correctly, the loop should stop and print "You found it!"
- **Hint:** Use a `while` statement to keep the game running until the right answer is provided.

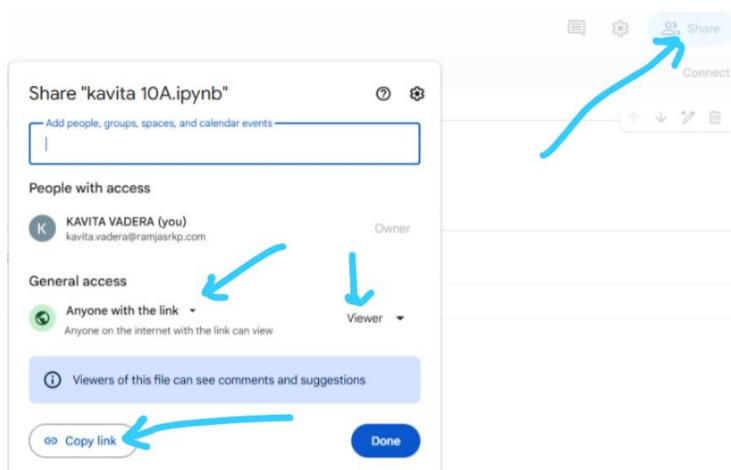
Task 3: The "Skip the Unlucky 13" (Jump Statements)

Write a loop that prints numbers from 1 to 20. However:

- Use the `continue` statement to skip the number **13**.
- Use the `break` statement to stop the loop entirely if the number reaches **18**.
- **Objective:** Demonstrate that you know how to "jump" or "break" out of a standard loop.

Perform the above tasks in Google colab and share the colab link in the google form:

<https://forms.gle/9VKGYXBFrQoD2ZyB6>



ART HOLIDAY HOMEWORK

CLASS 8 (2026-27)

FROM ARTBOOK –

1. Collage with waste cloth scraps(pg 51,52) . You can make any other composition also with this method.
2. Make art artwork using DOTS in A3 size sheet.

You may use earbuds, mandala dot tools, toothpick, back of a paint brush ,etc to create dots of various sizes. Make any composition of your choice- A Landscape, table with flower pot, astronaut in space, a valley with water and flowers, any animation character etc.

Use poster color or acrylic colors